



WASHINGTON COUNTY

SCHOOL SYSTEM SNAPSHOT: 2021 EDITION*

P.O. Box 1359 | Chatom, AL 36518 | (251) 847-2401

Superintendent

Lisa Connell






Board Members

Horace Thomas, Jr., David Dees, DeWayne Byrd, Dr. Nolan Beech, Lonnie R. Guy

 **\$1,703,920**
Cost of One Month's
Operation/General Fund

 **1.62**
Number of Months
Reserve Balance

By the Numbers

	Schools¹	8
	Students/ADM²	2,642
	Free & Reduced Lunch	56%
	Community Eligibility Program	41%
	Number of Route Buses³	53
	Buses 10 yrs. old or less.....	60%
	Students Bused.....	1,589
	Full-Time Employees	342
	Teachers.....	168
	Principals/ Assistant Principals.....	10
	Counselors.....	7
	Librarians.....	7
	Other Certified Employees.....	9
	Support Personnel.....	141

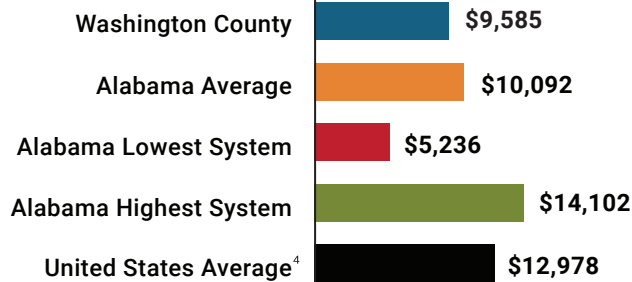
¹ Schools with enrollment, including Alternative and Career Technical Education

² Average Daily Membership

³ Data collected in FY19 and used for FY21 funding

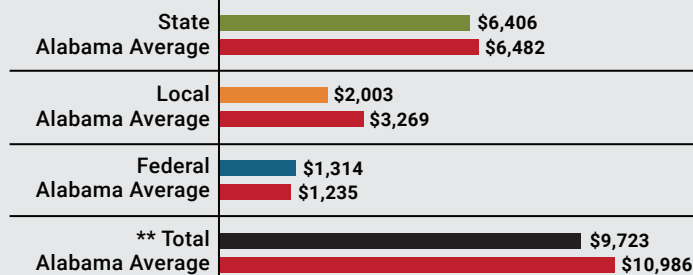
⁴ 2019-2020 NEA Rankings of the States

Total Per-Pupil Expenditures (PPE)



Per-Pupil Revenue Sources

Washington County Revenue Sources



102
STATE
RANK

104
LOCAL
RANK

62
FEDERAL
RANK

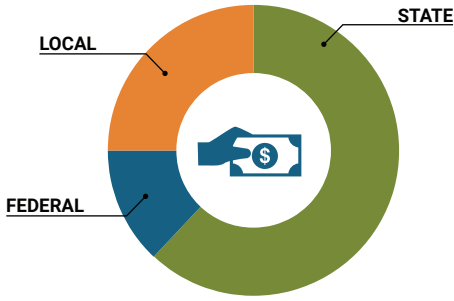
OVERALL SYSTEM RANK 125

** Total Revenue Among 137 School Systems

* THIS REPORT INCLUDES FISCAL YEAR 2019 DATA


School System Revenue

How was your school system funded?¹



\$16,922,018	STATE	62%
\$3,471,561	FEDERAL	13%
\$6,913,998	LOCAL	25%
<u>\$3,945,010</u>	Local 10-Mill Match	
\$2,968,988	AVAILABLE LOCAL REVENUE	

VALUE OF 1-MILL For Your School System

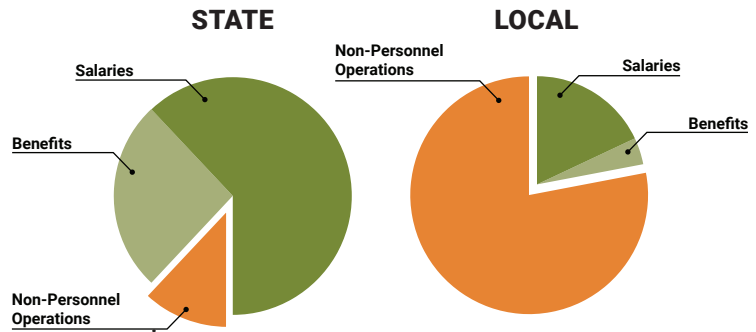


School System Spending

How did your school system spend state & local dollars?¹

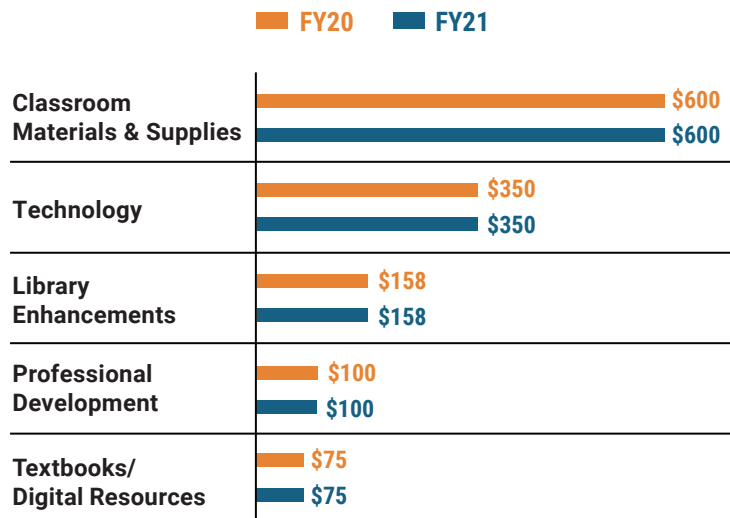
	STATE SPENDING ^{2,3}	LOCAL SPENDING ²
Salaries	\$12,090,029	\$450,599
Benefits	\$4,950,628	\$108,886
Non-Personnel Operations	\$2,286,913	\$2,035,951
TOTAL	\$19,327,570	\$2,595,436

¹ Revenues and expenditures may contain nominal variances
² Does not include debt service or capital outlay
³ Includes 10-mill match
⁴ Such as utilities, operations & maintenance, etc.

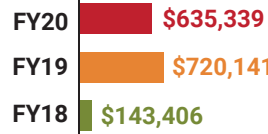


Only 12% of state funding is available for non-personnel expenditures⁴

Instructional Support



Educational Advancement & Technology Fund⁵



⁵ These one-time supplemental funds may be used for repairs and deferred maintenance, classroom instructional supplies, insurance for facilities, transportation, technology and school safety measures.

System Debt

TOTAL DEBT⁶	DEBT PER STUDENT
\$5,290,668	\$2,003

⁶ The debt totals in system audit reports may differ due to audit adjustments.